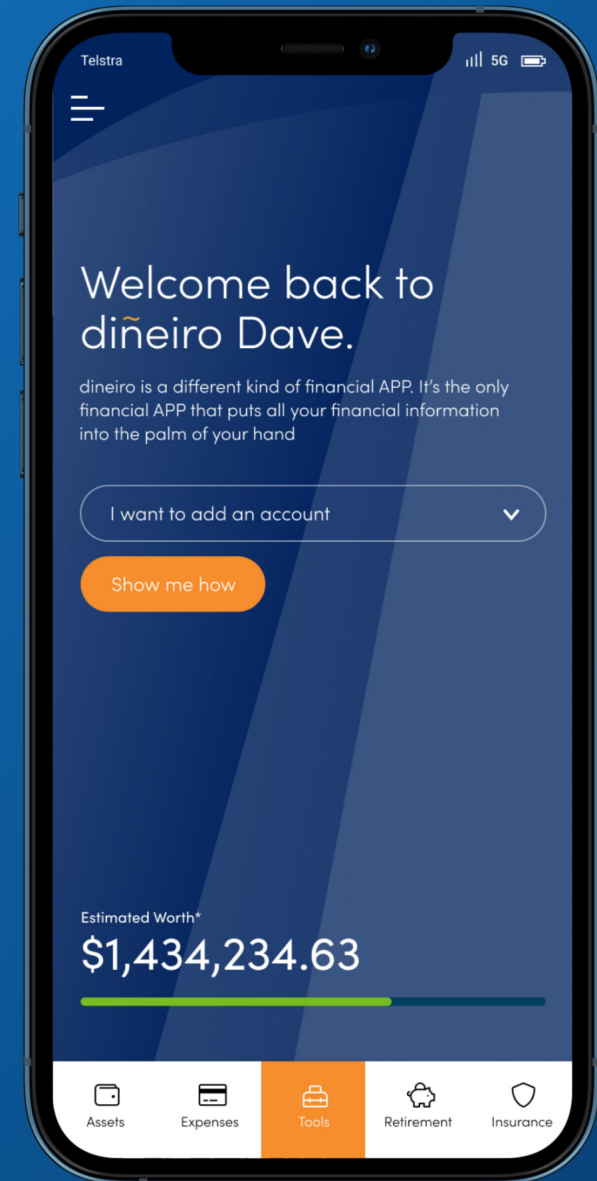




dineiro APP  
Consumer User Guide v 1.1.3

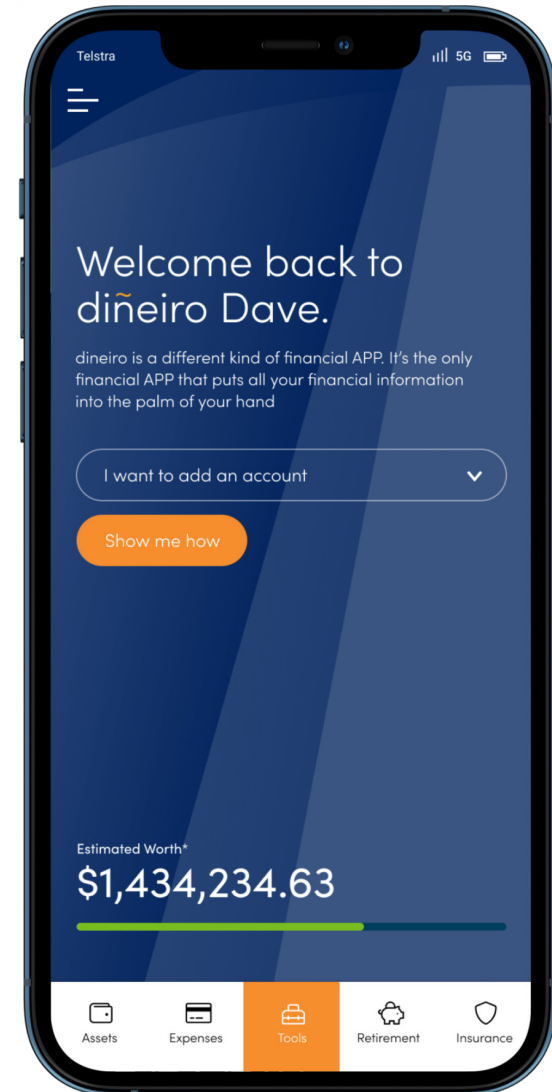


# General information.


Thank you for downloading diñeiro. Our app will let you connect all of your finances into a single, secure and encrypted app - and let you share your financial data with your broker, advisor or to any email address you like.

This guide is to help you get started, setting up your diñeiro account and linking all of our financials into the app.

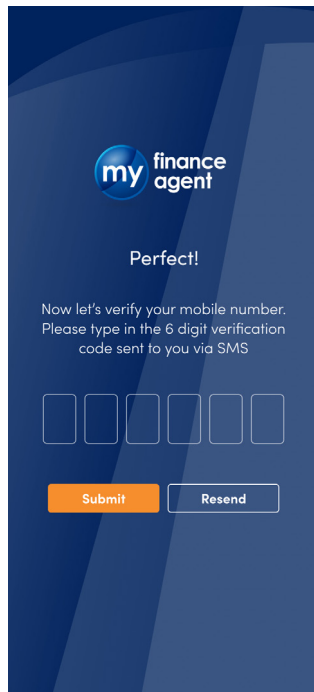
Be assured that we will never store your bank account login details, no transactions are ever allowed through our app and every part of our app is fully encrypted - all to ensure your protection and security at all times.



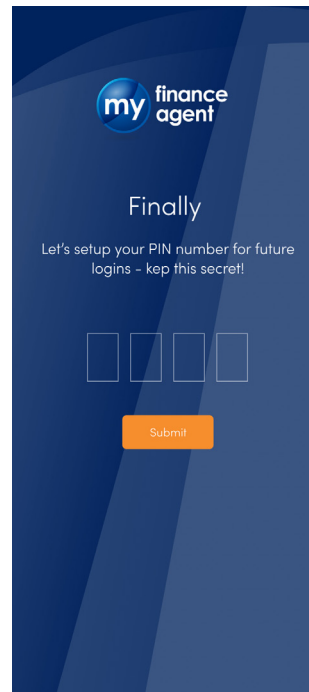
# Setting up your diñeiro account.



Enter your mobile number



You will be sent a 6 digit code via SMS to verify your mobile. If you don't get the code within 60 seconds, you can click 'resend' to try again.




Set a 4-digit PIN code which you will use for future logins



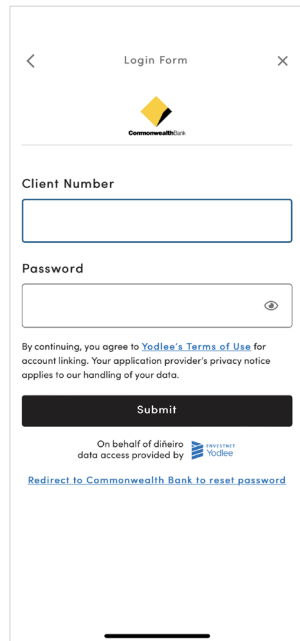
You will now see this screen only once. It provides you details on our safety and security.

# Now let's add in your financial accounts.



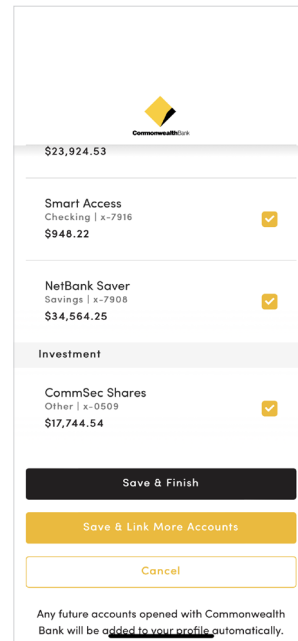
Either select your institution from the grid, or search for your financial institution and select it.

There are over 330 in our current database.



Enter your financial institution-supplied login details.

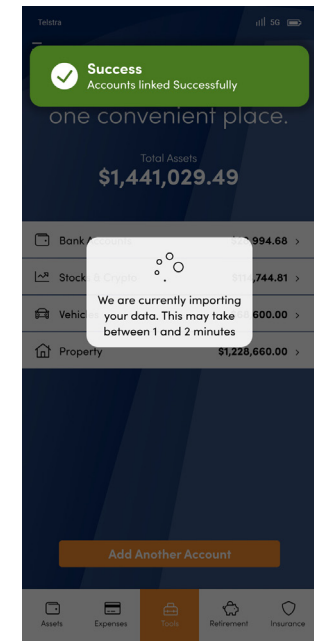
**Note, these will never be stored in any of our systems.**



Select any accounts you wish to add to diñeiro, then click on 'save & finish'

If you have finished adding all of our accounts, select 'save & finish' to import your data into the app.

If you have accounts with more than one financial institution (bank, credit card, loan, super etc), please click 'save & link more accounts' to select another institution.



Once you 'save & finish' your data will begin to import into our app. It can take up to 2 minutes to finish the import, but typically it takes about 30 seconds.



dineiro  
Thank you.